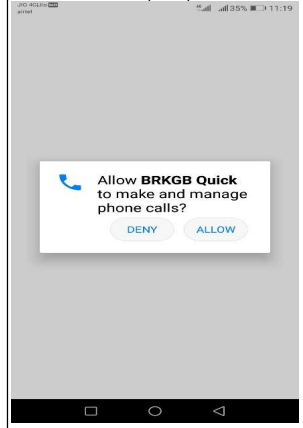


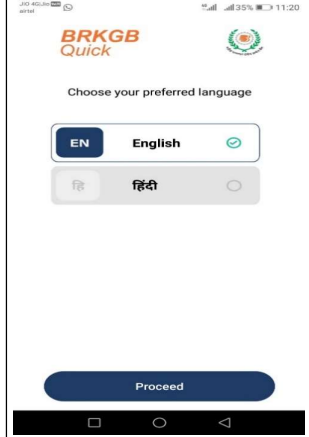


# BARODA RAJASTHAN KSHETRIYA GRAMIN BANK

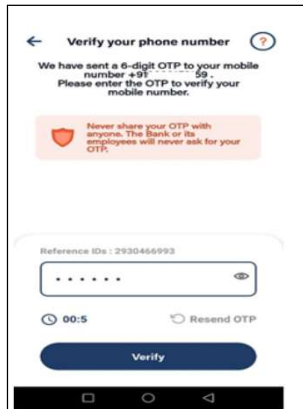
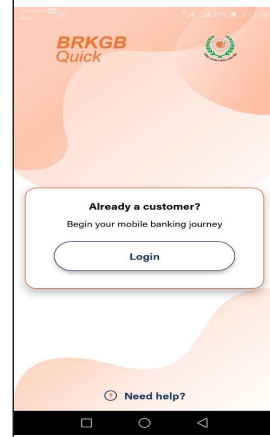
Launch the BRKGB Quick app after installing it. Grant mandatory permissions like location, phone and SMS as and when prompted.



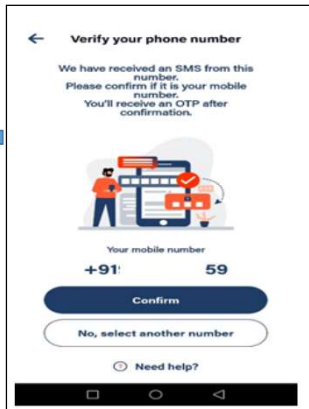
Select your preferred language and go through informative/educational screens.



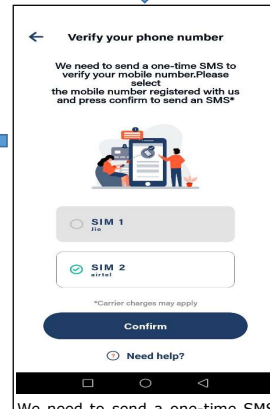
Click "Login" button on welcome screen to begin your mobile banking journey.



We will send a 6-digit OTP to your mobile number. Click on Verify button after OTP is auto-read by app in Android devices.

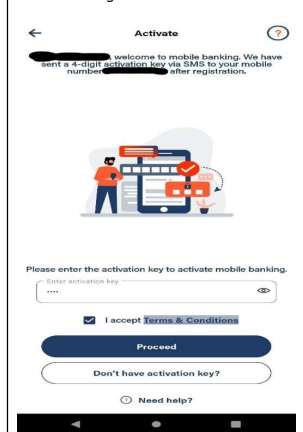


Application will display the mobile number from which Bank has received SMS. Confirm if it is your registered mobile number. You'll receive an OTP after confirmation

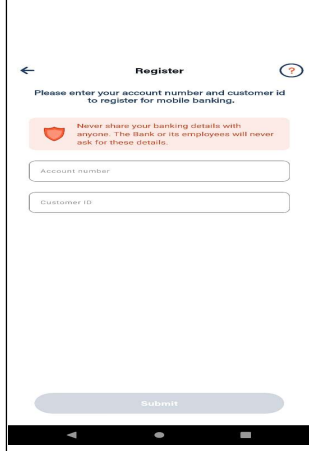


We need to send a one-time SMS to verify your mobile number. Select SIM of mobile number registered with Bank and press confirm to send one-time SMS. Carrier charges may apply.

Accept Terms & Conditions and enter the 4-digit activation Key received on your Registered Mobile Number after successful registration.



Please enter your registered account number and cust ID.



After enter your registered account number and cust ID. Create your login PIN.

